

Main Specifications

		Standard Speed (Gasoline / Diesel)	High Speed (Diesel)	Ultra-high Speed (Diesel / Kerosene)
Delivery Speed	Suction Model	40 L/min. (Simultaneous fuelling: 35 L/min)	70 L/min. (Simultaneous fuelling: 40 L/min)	140 L/min. (Simultaneous fuelling: 100 L/min)
	Remote Model	Depends on the on-site submersible pump capacity		
Measuring Accuracy		±0.25%		±0.5%
Flow Meter		4-piston type positive displacement meter with electronic calibration system Optional: Mechanical calibration adjuster		32mm Lobe meter
Suction Pumping Unit		Internal silent gear pump with air separator, by-pass valve, suction strainer and check valve		
Suction Head (Suction Model)		4m (Gasoline Column)		
Motor (Suction Model)		Standard: 1-phase induction motor, explosion-proof, 220~240 VAC±10%, 50/60Hz 560W for standard speed, 750W for high speed		
		Optional: 3-phase induction motor, explosion-proof, 380~415 VAC±10%, 50/60Hz 750W		
Counter	Type	Micro-computer type electronic counter (LCD)		
	Character Color	Black characters on a blue field with bright LED back light		
	Display	Price: 7 digits [0.01 ~ 99,999.99] / Readout: 40H mm	Depending on POS registration, the display shows ' Price : 6 digits, Volume : 6 digits, Unit price : 4 digits '.	
		Volume: 7 digits [0.01 ~ 99,999.99] / Readout: 40H mm		
		Unit Price: 5 digits [0.01 ~ 999.99] / Readout: 25H mm		
	Electronic Totalizer	8+2 digits or 7+3 digits		
Other Functions	Self-diagnosis, Over voltage protector, Battery back-up			
Preset keysheet		Standard: Volume and amount can be preset using a 10-key-sheet + 10 programmable one-touch key buttons		
		Optional: No function		
Totalizer	Totalizer	Electronic: 10 digits [99 999 999.99 Liters]		
	Daily Totalizer	Electronic: 10 digits [99 999 999.99 Liters]		
	Electromagnetic Totalizer	Mechanical: 7 digits [9 999 999 Liters]		
Reset Device		Automatic reset in Nozzle Hanger		
Nozzle		Standard: Tatsuno nozzle with colored scarf guard / Spout size : 13/16" or 15/16" / Optional: Compatible with other makes		
Swivel		Standard: Tatsuno single plane swivel / Optional: Tatsuno double-plane swivel or Compatible with other makes		
Hose		Standard: 3/4"×12 ft, Black, Oil resistant / Optional: Color & length by request		
Safety Breakaway Coupling		Standard: Tatsuno (Non-reusable) / Optional: Compatible with other makes		
Sight Glass (Optional)		Standard: Tatsuno original type / Optional: Compatible with other makes		
Filter (Remote Model)		Standard: Paper filter / Optional: Reusable metal strainer		
Housing color		Standard: White with black base / Optional: Colors by request		
POS Interface		Standard: No POS interface / Optional: RS-485		
Pulser		0.01 L/pulse		
Initial-setting Method		Keysheet		
Flow Control Valve		2-stage solenoid valve		
Connection kit for underground piping (Optional)		Suction: Flexible tube, Flange, 1-1/2" threaded		
		Remote: 1-1/2" threaded connection pipe for shear valve use		
Eathquake Sensor (Optional)		Effective against earthquakes with a seismic acceleration level of more than 100 GAL (5+ on the Richter Scale)		

Note : The delivery speed of the pump may change due to the following condtions if it is used beyond Tatsuno's installation and operational instructions:

- 1) Size and length of hose
- 2) Size and type of nozzle/swivel
- 3) Type of oil product, suction conditions, and local piping conditions
- 4) With/without presets

Specifications are subject to change with or without prior notice.

Sunny-XE



Tatsuno Dispensers always moving to the next step

Sunny-XE

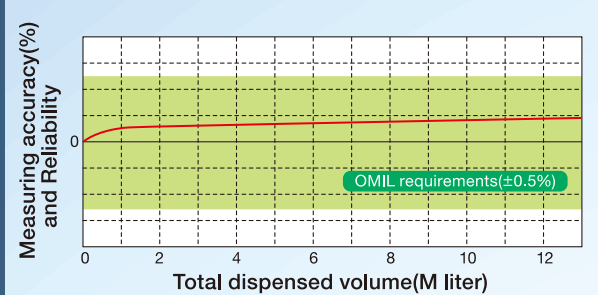
We pride the versatility of our lineup, offering up to four type dispensers and their pumps with a variety of nozzle positions and housing widths while catering for the four major oil products.

Features of the Sunny-XE without comparison

- **Excellent measuring accuracy over a long time**
- **Even better quality, even more durable**
- **Lower Maintenance Costs**
- **Energy Saving**
- **Dedicated Tatsuno Hanging Parts Array**
- **Equipped with reliable high-precision Tatsuno meter**



● 4-piston type



● Lobe type

You can surely find the most suitable pumps for your operation among Sunny-XE series models.



- Large Easy-to-see LCD Display with LED Backlight.
- New LCD Panel much enhanced in durability.
- Power saving feature turns off the backlight and becomes idle when not in use.
- The larger 40mm character text font has excellent visibility. Moreover, the 7-digit readout can cope with any currency.
- Because of the multi-display function, totalizer functionality and maintenance information can be displayed as well as counter functions.

- Counter area can be upgraded to expand functions.
- Outdoor Payment Terminal(OPT) and printer can be accommodated in this counter area.

- Preset function enables accurate measurement of fueling up to the amount and volume set in advance.
- 10 keys are available for preset operations.
By setting these keys, fueling operation will be more effective.
- By using the keypad buttons, just-stop fueling becomes possible without the need for constant troublesome adjustments in operating the nozzle.

- Electromagnetic totalizer employs a fraud prevention system.

- Easy accessibility to the control board and internal electronic components has made daily inspection and maintenance simple.

Nozzle Hanger

- Ergonomically designed for safer operation, easier handling and longer life.

Tatsuno Nozzles

- Improved durability
- Increased delivery speed
- Easy handling

Single plane / Double-plane Swivel

- Easy hose handling
- Simple maintenance

Functions and Devices

Sunny-XE

Highly precise, Highly durable, Highly informative

The fuel retailing service stations are the most important communication sites where drivers and operators directly meet.

Tatsuno Sunny-XE Series provides accurate fuelling, long life, operational functions for easy handling and a variety of transaction information to catch and fascinate operators' and drivers' minds.



Nozzle developed for easy use

Outstanding features for easy handling and long life.



Enhanced counter

The 7-digit readout can cope with any currency in the world.
Larger figures make visibility better than ever.



Eco-power feature

Power is turned off to save energy when not in use.



Large nozzle hanger reduces loads when handling the nozzle

Smooth handling of hose and nozzle with excellent design and longer durability



Improved security for fraud transaction – Optional

Always monitors all fuelling transactions.
The counter displays the fraudulent contents when detected.

SOS



Enriched safety devices – Optional

Earthquake detection-and-stop function and emergency-stop button function are available for safe operation.



Accessories for nozzle and hose – Optional

Prepared for easy operation and product identification to avoid mis-fuelling.



Everyone in the world prefers Tatsuno

Tatsuno major components such as the pumping unit and meter employed in dispensers have enjoyed high reputation for its technology and performance record worldwide.
You can use our reliable pumps and dispensers at ease.


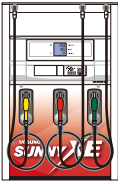

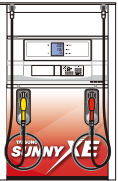
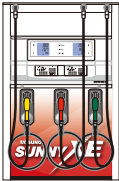

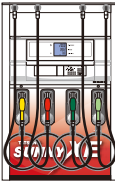
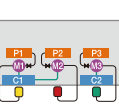
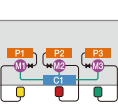
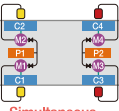
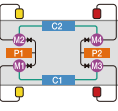
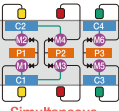
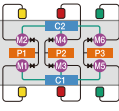
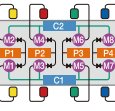


Sunny-XE can be adopted to the various sites through the application of multiple models, and laid out in compliance to your varying needs.

You can select and combine the most suitable models for your sites among our lineup of Sunny-XE series.

List of Functions/Models

Main feature
 Optional feature
 Unavailable

Function		Wide Body, Front Nozzle Model						
Appearance		4882	3662	3664	2442	2444	3331	3332
<div><div><div>1111</div><div>Simultaneous Nozzle</div><div>Meter Product</div></div><div><div>P</div><div>Strainer</div><div>M</div><div>Meter</div><div>Nozzle</div><div>C</div><div>Counter</div></div></div> <div></div> <div></div> <div><div>Simultaneous 4-nozzle fueling</div><div>Simultaneous 4-nozzle fueling</div></div>		SDB 4882	SDB 3662	SDB 3664	SDB 2442	SDB 2444	SDB 3331	SDB 3332
Model	Suction	SSB 4882	SSB 3662	SSB 3664	SSB 2442	SSB 2444	SSB 3331	SSB 3332
	Remote							
Preset								
Just-stop (amount only)								
Interface (RS-485)								
Hose & Hanger	12ft (Hard core)							
	4m (Soft)							
	Anti kinking sleeve							
Nozzle	Tatsuno standard							
	Tatsuno prepay							
	Trigger							
	Ultra-high speed							
	Splash guard							
	Diesel drip guard							
Swivel	Single plane							
	Double-plane							
Unit price indicator								
Product lamp								
Vapor recovery								
Safety breakaway coupling								
Safety breakaway coupling cover								
Electromagnetic totalizer								
Emergency-stop button								
Filling cap tray								
Sight glass								
Built-in printer								
Earthquake sensor								
ID pulser								



Tatsuno prepay nozzle



Double-plane swivel



Anti kinking sleeve



Ultra-high speed nozzle



Safety breakaway coupling




Safety breakaway coupling cover

[illegible]

Diesel drip guard



Emergency-stop button




Filling cap tray




Unit price indicator



Built-in printer



Printer-exclusive Keysheet

[illegible]

- 7 -

- 8 -